





Video Lending Library

Irwin Siegel Agency’s selection of videos listed here are available for our insureds to borrow, free of charge, and can be used for training purposes. To afford all of our clients the opportunity to share these resources, our Lending Library policy provides for you to borrow up to 3 videos at a time for a period of three weeks. We ask that you return the videos within that time period and when mailing the video, please insure the videos for the total value of replacement. If you are interested in borrowing any of the videos, please contact our Risk Management Division at 1.800.622.8272 or email riskmanagement@siegelagency.com. All videos are in DVD format.

ISA strongly encourages the previewing of video content to ensure its appropriateness to the audience and training purposes. Some videos have a YouTube preview available. To watch the preview of these videos, click on the corresponding  icons.

Click on the  icon to request videos. Please include the facility name and mailing address, contact name and phone number, and the name of the video(s) you’d like to borrow, up to 3 at a time.

ACCIDENT INVESTIGATION

- Accident Investigation: The Big Picture 3

AUTO

- Coaching the Van Driver 3
- NEW!** Crash Course: Vehicle Incident Reporting 3
- The Defensive Driving Course 3
- NEW!** Defensive Driving: Safe Backing and Parking 3
- Driven to Distraction II 4
- Drive Smart: Cars, Vans and Lifts 4
- Driving Safely in Winter Conditions 4
- NEW!** Hang up and Drive 4
- NEW!** Preventing Motor Vehicle Collisions 4

COMPLIANCE

- Confidentiality: Everyday Practices 4
- HIPAA Unlocked 5
- Sexual Harassment for Management 5

EMERGENCY PREPAREDNESS

- NEW!** Active Shooter and Workplace Violence 5
- NEW!** Fire Extinguishers: Ready to Respond 5
- Fire Safety: Key to Survival 5

EMERGENCY PREPAREDNESS CONT.

	<input type="checkbox"/> Media Relations: What to Do When the News is You!	5
	<input type="checkbox"/> Natural Disaster Preparedness	5
	<input type="checkbox"/> Protecting Your Home from Wildfire	6
NEW!	<input type="checkbox"/> Workplace Harrassment, Discrimination & Respect - Employee Edition	6
NEW!	<input type="checkbox"/> Workplace Violence: The Myth and the Mystery	6

FIELD RELATED

	<input type="checkbox"/> Achieving Direct Support Excellence	6
	<input type="checkbox"/> Balancing Choice and Risk	6
	<input type="checkbox"/> Communicating with People Who are Non-Verbal: In Other Words	6
	<input type="checkbox"/> Disability Etiquette	6
	<input type="checkbox"/> Enhancing Mealtime Experiences	7
	<input type="checkbox"/> Four Phases of Community Re-Entry	7
	<input type="checkbox"/> Handling Transitions and Change	7
	<input type="checkbox"/> Home Safety Unlocked	7
	<input type="checkbox"/> House Safety	7
	<input type="checkbox"/> Human Rights: Honoring to Advocacy	7
	<input type="checkbox"/> Medication Administration: Foundations and Procedures	7
	<input type="checkbox"/> Observing for Signs and Symptoms of Illness	8
NEW!	<input type="checkbox"/> Preventing the Spread of Contagious Illness	8
	<input type="checkbox"/> Proactively Supporting Behavior	8
	<input type="checkbox"/> The Process of Recovery.	8
	<input type="checkbox"/> Safety Orientation for Healthcare: Preparation Meets Opportunity	8
	<input type="checkbox"/> Understanding Behavior: Building Positive Supports	8
	<input type="checkbox"/> We Have Choices	8
	<input type="checkbox"/> Working with Hostile and Resistant Teens	9

GENERAL SAFETY

<input type="checkbox"/>	The Basics of Safe Lifting	9
<input type="checkbox"/>	Dealing with Stress	9
<input type="checkbox"/>	Office Safety: It's a Jungle in There	9
<input type="checkbox"/>	Safe Food Handling: Preventing Foodborne Illness	9
<input type="checkbox"/>	Safety Orientation and Accident Prevention	9

OSHA

	<input type="checkbox"/> Bloodborne Pathogens	9
	<input type="checkbox"/> Blueprints for Safety: Bloodborne Pathogens	10
NEW!	<input type="checkbox"/> Blueprints for Safety: Elements of Ergonomics: Module 1 & 2	10
NEW!	<input type="checkbox"/> Globally Harmonized System	10
	<input type="checkbox"/> Hazardous Products in the Home	10
	<input type="checkbox"/> Making Sense of Standard Precautions	10

SUPERVISORY/MANAGEMENT

- ❑ Blueprints for Safety: Taking Control of Workplace Violence 10
- ❑ Blueprints for Safety: Workers' Compensation Management..... 11
- ❑ Discrimination: Nobody Wins 11
- ❑ Fundamentals of Effective Communication 11
- ❑ Safety and the Supervisor 11

ACCIDENT INVESTIGATION

[Accident Investigation: The Big Picture](#)

Length: 19 Minutes Producer: Coastal Training Technologies

This innovative program discusses unsafe working conditions and will help your workers explore creative solutions that prevent future accidents.

AUTO

[Coaching the Van Driver III](#)

Length: 4 Hours Producer: National Safety Council

Van driving is different than driving a personal car. Vans are bigger, heavier, have larger blind spots, and require longer following and stopping distances. Coaching The® Van Driver™ 3 presents comprehensive coverage of collision-prevention techniques in a non-lecture educational approach. This program addresses the considerations of mini-van, commercial van and 15 passenger van drivers. The easy-to-follow format can be presented as a classroom course in one session or shorter, multiple sessions. Course content includes: Van Characteristics & Inspection, Scanning, Cushion of Safety & Communicating, Reading Traffic Situations, Special Considerations, Transporting Cargo, Transporting Passengers, Collision Reporting Procedures, and Situation Analyses and Discussion Questions.

[Crash Course: Vehicle Incident Reporting](#)

Length: 16 Minutes Producer: CLMI

This “crash course” in vehicle incident reporting is designed to provide your drivers with an overview of the correct procedures to follow in the event of a collision.

[The Defensive Driving Course](#)

Length: 61 Minutes Producer: National Safety Council

This course focuses on issues with driving today - such as distracted driving or impaired driving - and solutions to help you avoid collisions. It will introduce you to important concepts and choices you can make that will help you be a safe, responsible driver. Most importantly, you will gain skills that may one day save your life or the lives of others.

[Defensive Driving: Safe Backing and Parking](#)

Length: 18 Minutes Producer: CLMI

Backing and parking crashes are a common problem with drivers. We always teach drivers to never back up, but sometimes they have to. This program covers information on safe techniques for backing and parking a variety of vehicles.



[Driven to Distraction II](#)

Length: 20 Minutes Producer: Coastal Training Technologies

Nearly 6,000 people died in 2008 from fatal crashes involving distracted drivers, according to the National Highway Traffic Safety Administration. Distracted driving continues to be an epidemic on our roads. Help raise awareness of this dangerous practice among your employees with this high-impact training DVD.



[Drive Smart: Cars, Vans, and Lifts](#)

Length: 23 Minutes Producer: Bethesda Institute

Getting places is an everyday part of life. As part of your job, you may either be driving people from place to place or assisting them when they use public transportation. In either case, you are responsible for ensuring their safety. This may mean practicing good driving techniques, assisting people into or out of vehicles, or helping secure seat belts or wheelchair securement devices. In this video you will identify factors to help ensure a safe trip, characteristics of vans and how they necessitate modified driving procedures, and safe lift operation.

[Driving Safely in Winter Conditions](#)

Length: 15 Minutes Producer: CLMI

When winter arrives, many drivers forget what it takes to keep their vehicles on the road and out of the ditch. This program covers the skills every winter driver needs to keep safe when the temperature drops.



[Hang up and Drive](#)

Length: 20 Minutes Producer: CMLI

In May 2008, Jacy Good and her parents were enjoying a great day of accomplishment - Jacy's college graduation. But that day was shattered when a young man on a cell phone cause a devastating collision that took the lives of Jacy's parents and left her in a coma. Her brain injury has left her with physical, speech, and cognitive impairment. But Jacy's story is an inspiration also. Since the collision Jacy has worked tirelessly to raise awareness about the dangers of cell phone use while driving. Fifteen people die everyday in North America because of cell phone use while driving. This is a story that can help you change the culture of cell phone use and driving at your organization. This is a story that can save lives.

[Preventing Motor Vehicle Collisions](#)

Length: 20 Minutes Producer: CLMI

In this motivating program, EMT/firefighter Martin Lesperance recalls the stories of the collision scenes he has attended to illustrate the consequences of the six most common driving errors. Stressed during the presentation is the point that most of these incidents were not accidents - they were actually predictable and preventable events that didn't have to happen. Viewers will learn the horrific consequences of motor vehicle collisions and understand the importance of a 100% commitment to safe vehicle operation.

COMPLIANCE



[Confidentiality: Everyday Practices](#)

Length: 16 Minutes Producer: Bethesda Institute

This video discusses how the principles of confidentiality can be applied to everyday situations in a community based setting. You will learn how to maintain confidentiality in the home and community, see examples of the most common breaches, hear why you must respect people's rights, discover ways to help the people you support protect privacy and look at the impact of confidentiality practices for smart phones, social media, and computers.





[HIPAA:Unlocked](#)

Length: 16 Minutes

Producer: Bethesda Institute

Support providers have a responsibility to protect the sensitive medical health information of the people they support. A crucial part of a support provider’s job includes knowing who has access to this information and ensuring the highest level of privacy and security for the people they support. This training provides information on the key elements of the HIPAA Privacy and Security Laws that staff need to know.

[Sexual Harassment for Management](#)

Length: 10 Minutes

Producer: The Training Network

It’s the employer’s responsibility to train and educate all employees about sexual harassment and stop sexual harassment in the workplace. Start with your managers who may be approached by an employee who is reporting a sexually harassing situation. Also reviews how sexual harassment is defined and tips on recognizing harassment.

EMERGENCY PREPAREDNESS

[Active Shooter and Workplace Violence](#)

Length: 10 Minutes

Producer: CLMI

Emergencies involving violence are unfortunately a real possibility in today’s workplace. This can also include encountering an active shooter on the premises. One of your job responsibilities is to be prepared and know how to respond should such an emergency occur at your workplace. Knowing the proper procedures to follow during an emergency could mean the difference between life and death. The purpose of this program is to familiarize you with basic response practices when encountering workplace violence, practices that will help you to be prepared for and to respond to a violent emergency. Topics include indicators of potentially violent behavior, how to respond to violent behavior, how to respond to an active shooter situation and how to react when law enforcement arrives at an active shooter scene.



[Fire Extinguishers: Ready to Respond](#)

Length: 14 Minutes

Producer: CLMI

Since fire is one of the most common hazards in the workplace, it is important for your employees to know how to properly use a fire extinguisher if a fire should break out. This program will teach your employees how to calmly and effectively deal with fires and correctly use a fire extinguisher.



[Fire Safety: Key to Survival](#)

Length: 19 Minutes

Producer: Bethesda Institute

If a fire broke out where you live or work today, would you know what to do? Would the people for whom you provide services know how to respond? Get up-to-date information on smoke detectors, heat detectors, and sprinklers; and learn simple, everyday things you can do to prevent fire in your home or work place.

[Media Relations: What to do When the News is You!](#)

Length: 30 Minutes

Producer: Coastal Training Technologies

This program will teach your managers, supervisors, and even line workers how to handle media effectively.



[Natural Disaster Preparedness](#)

Length: 25 Minutes

Producer: Bethesda Lutheran Communities, Inc.

Natural disasters can happen anytime and anywhere. Within minutes, they can rip apart a community and change lives forever. Once a disaster happens, the time to prepare is gone. Are you and the people you support ready? This video discusses disaster plans, preparedness kits, support for people with disabilities during disasters and various types of natural disasters.



[Protecting Your Home from Wildfire](#)

Length: 25 Minutes Producer: National Fire Protection Association

This video provides tips on how to decrease the likelihood of a house burning during a wildfire.

[Workplace Harassment, Discrimination and Respect - Employee Edition](#)

Length: 15 Minutes Producer: CLMI

This video explains what constitutes harassment and describes how workers should handle it should it occur. It also stresses the importance of mutual respect in the workplace.

[Workplace Violence: The Myths and the Mystery](#)

Length: 15 Minutes Producer: CLMI

Unfortunately, no workplace is immune to it. But, knowing the truth about workplace violence is the first step in handling it safely and in maintaining a safe and productive workplace. This presentation will dispel any myths surrounding workplace violence and will provide the information that every worker needs to know to remain safe among their coworkers. Viewers will learn how to identify the common warning signs of a situation on the brink of danger. Focus is placed on prevention of negative incidents through positive actions, awareness and effective communication.

FIELD RELATED



[Achieving Direct Support Excellence](#)

Length: 21 Minutes Producer: Bethesda Institute

You can help your staff be their best! Get important information from experienced support staff about the workplace. You will learn about teamwork, professional boundaries, communication skills, and etiquette. This video includes real-life examples, first-hand instruction, and valuable knowledge that will help your staff achieve direct support excellence.



[Balancing Choice and Risk](#)

Length: 32 Minutes Producer: Bethesda Institute

Choice is a fundamental value of people and is vital to having the quality of life someone wants. Service providers must balance the choices people they support make with the risks involved. This video will help you determine how to balance meeting the demands of health and safety while ensuring the choices people are making are valued and honored.



[Communicating with People Who are Non-Verbal: In Other Words](#)

Length: 14 Minutes Producer: Bethesda Institute

Verbal Communication is not always possible but that does not mean communication is not happening. This video teaches common mistakes and misconceptions related to non-verbal communication, positive communication strategies, and the effects that communication has on people.

[Disability Etiquette](#)


Length: 16 Minutes Producer: Bethesda Institute

How you refer to people with disabilities can have a large impact on their dignity as well as the perception others have of them. At times you might wonder how to best assist someone or even if you should assist that person with a task. Disability Etiquette examines common situations where words and actions can positively or negatively impact how people feel and how others see them.



 [Enhancing Mealtime Experiences](#)
Length: 21 Minutes Producer: Bethesda Institute

Mealtime matters to almost everyone. Just thinking about a favorite food can make us eager to eat. Part of the enjoyment of mealtime is the aroma of the food cooking and seeing it on the plate. Mealtime can have a positive effect, so it is important that it is not viewed as a time to rush and just get people fed. It should be used as an opportunity to promote interaction.

 [Four Phases of Community Re-Entry](#)
Length: 32 Minutes Producer: Reelizations Media, Rosetta P. Oliver

After months of treatment, incarceration or both, most clients believe they have the tools to maintain a healthy lifestyle. But they may have unrealistic expectations of re-entry. Their families and significant others may be just as unprepared for the reality of life together. In this video, Rosetta Oliver explains to a group of inmates that leaving a structured environment is a difficult transition. Her lessons focus on behavior within relationships, and prepare the recovering addict for the Four Phases.

[Handling Transitions and Change](#)
Length: 30 Minutes Producer: Picture Me!


Picture Me videos were created to meet the needs of children with Autism Spectrum Disorders. In this program, children will learn effective strategies for handling transitions and change. Animated hosts Mikey, Mandy, and Marval cleverly introduce various age-appropriate situations faced by children every day in school, at home, and in peer groups.

 [Home Safety Unlocked](#)
Length: 15 Minutes Producer: Bethesda Institute

Home safety is important in our daily lives but it is something we don't often think about. Accidents such as falls, burns, and poisonings could occur. As people with intellectual and developmental disabilities move into homes in the community, there is an increased risk of an accident due to limitations in understanding hazards and environmental challenges. This video will teach vital home safety topics.

[House Safety](#)
Length: 35 Minutes Producer: Northwest Media, Inc.

House safety is crucial for foster parents as their home is now a state-licensed or certified residential care facility. This video guides parents through a 10-station tour and inspection of a typical foster home, looking for dangerous conditions that might normally go unnoticed.

 [Human Rights: Honoring to Advocacy](#)
Length: 21 Minutes Producer: Bethesda Institute

All people have guaranteed certain rights regardless of the presence or absence of disability. Staff have the responsibility of assisting, guiding, educating and supporting people with developmental disabilities to advocate for themselves as they exercise their rights. This video identifies the rights guaranteed to all people, risk factors for violations of rights, describes ways to assist people to learn about rights and exercise them, and ways to advocate for rights.

 [Medication Administration: Foundations & Procedures](#)
Length: 19 Minutes Producer: Bethesda Institute

When providing services to people with developmental disabilities, handling medication is an important part of the job. Staff roles may include providing a physician with information about allergies or current medications, assisting someone with taking medications or monitoring for side effects or adverse reactions. Whatever their roles, staff are responsible for ensuring the safety of the people they support. This two-part program includes "Foundations of Medication Administration" and "Medication Administration Procedures."



 [Observing for Signs and Symptoms of Illness](#)
Length: 27 Minutes Producer: Bethesda Institute


People with developmental disabilities may have limitations that interfere with the development of skills they need to maintain their health. As support staff, it's important to observe for signs and symptoms of illness in those you are supporting. This video will describe the importance of observing for signs and symptoms of illness, identify why people may have difficulty indicating changes in their health, explain the importance of a body observation and know how to report and record observations.

 [Preventing the Spread of Contagious Illness](#)
Length: 20 Minutes Producer: CLMI

This video presents information on the common types of contagious illnesses including H1N1 Flu, Avian Flu, Severe Acute Respiratory Syndrome (SARS) and Antibiotic Resistant Staph infections (MRSA). The program describes what the diseases are and the steps that people can take to prevent their spread and their potentially deadly effects.

 [Proactively Supporting Behavior](#)
Length: 18 Minutes Producer: Bethesda Institute


Sometimes the people you support have behaviors that can interfere with their quality of life and the lives of the people they live with. As support staff, it is important to take advantage of situations and opportunities to teach appropriate ways for people to interact within the environments in which they live, work and socialize.

 [The Process of Recovery](#)
Length: 45 Minutes Producer: Reelizations Media, Michael Johnson

Michael Johnson helps viewers with their self-discovery as they enter into and continue a life of abstinence from alcohol, drugs, and criminal activity. As he takes the participants through the recovery process, he discusses the dangers: loneliness, boredom, feelings of abandonment, as well as the rewards: dignity, trustworthiness, and goal achievement. In his usual disarming style, Johnson talks about family dynamics and the way many addicts new in recovery use their recovery as a bargaining chip to make false deals and promises.

 [Safety Orientation for Healthcare: Preparation Meets Opportunity](#)
Length: 20 Minutes Producer: Coastal DuPont

As a healthcare professional, you know that your patients continually rely on you for their health and safety - but what about your own? It can only take a minute of neglect on your part or that of a co-worker or you to become a patient yourself.

 [Understanding Behavior: Building Positive Supports](#)
Length: 23 Minutes Producer: Bethesda Institute

Behavior is a message that can tell us important things about people and their quality of life. In this video, you will learn ways in which behavior serves as communication, broad factors that influence behavior, characteristics of quality interactions, and intervention and redirection methods.

[We Have Choices](#)
Length: 29 Minutes Producer: Office for People with Developmental Disabilities (OPWDD)

This documentary explores the full lives people with developmental disabilities experience when they are supported to live in a place they have chosen to call home, in the community of their choice, with supports, they, their family, and their friends have helped create.



[Working with Hostile and Resistant Teens](#)

Length: 90 Minutes Producer: Attainment Company

Students are more explosive today than ever before and working with them is a constant challenge. This video, appropriate for anyone who works with at-risk teens, consists of role plays with teens at risk and provides an analysis demonstrating how to effectively handle each situation.

GENERAL SAFETY



[The Basics of Safe Lifting](#)

Length: 21 Minutes Producer: Bethesda Institute

Lifting is part of almost everyone's day. Whether your job involves lifting things or lifting people, proper lifting techniques can reduce your risk of injury and the risk of injury for the people you support.

[Dealing With Stress](#)

Length: 16 Minutes Producer: Coastal DuPont

It cannot be stressed enough: feeling strong and well-rested make your employees not only happy but also efficient. Through this award-winning program, both you and your employees gain ways to minimize stress, relax more, and achieve company goals with more ease.

[Office Safety: It's a Jungle in There](#)

Length: 19 Minutes Producer: Coastal Training Technologies

Every year, about six million people get hurt at work. And more than 400,000 are just like your employees... they work in offices fraught with hidden and tricky dangers. This program shows how to cope with the risks so that your workers can negotiate their way safely around the dangerous jungle that is the office.



[Safe Food Handling: Preventing Foodborne Illness](#)

Length: 18 Minutes Producer: Bethesda Institute

The spread of infectious disease through food and beverages is a common and sometimes life-threatening problem; approximately 76 million people suffer foodborne illnesses each year. Because safe preparation and handling of food is crucial to preventing such illnesses, preventing foodborne illness is everyone's responsibility. It is essential that both developmental disability support staff and the people they serve understand and follow safe food handling procedures.

[Safety Orientation and Accident Prevention](#)

Length: 13 Minutes Producer: Training Professionals

This video meets OSHA training requirements for exposure to general hazards, providing basic safety information suitable for training new and experienced employees.

OSHA

[Bloodborne Pathogens](#)

Length: 25 Minutes Producer: National Safety Council

Complete teaching resource consistent with Federal OSHA Bloodborne Pathogen regulations for all those involved with bloodborne and airborne pathogens training.



[Blueprints for Safety: Bloodborne Pathogens](#)

Length: 13 Minutes Producer: CLMI

This program is designed to heighten awareness about this important issue. The training video portrays an employee receiving a post-exposure evaluation at an occupational clinic and is filled with compelling arguments for the importance of taking the proper precautionary measures against exposure. Your employees will learn: the definition of bloodborne pathogens, methods of transmission, and an overview of the most common bloodborne diseases. The video will also provide information on universal precautions and personal protection equipment and proper clean-up procedures for contaminated surfaces or equipment.

[Blueprints for Safety: Elements of Ergonomics: Module One & Two](#)

Length: Basics of Ergonomics: 10 mins and Elements of an Ergonomics Program: 14 mins Producer: CLMI

This program contains two modules designed to provide your employees with an understanding of the importance of ergonomic awareness and how to implement an effective ergonomic plan in your company.

Module one, “Basics of Ergonomics,” provides a general overview of ergonomics. Module two, “Elements of an Ergonomics Program,” addresses the process for setting up a successful ergonomic program.

[Globally Harmonized System](#)

Length: GHS Labels: 14 mins & Safety Data Sheets: 10 mins Producer: CLMI

The Globally Harmonized System(GHS) is an international approach to hazard communication, providing a new system for classification of chemical hazards, and a standardized approach to labels and safety data sheets. OSHA is requiring that employees are trained on the new labels(e.g., pictograms and signal words)and Safety Data Sheet format.



[Hazardous Products in the Home](#)

Length: 12 Minutes Producer: Bethesda Institute

An astounding array of hazardous products can be found in and around our homes. These products can endanger our health, as well as pollute the environment. By making wise decisions when you purchase and handle these products, you can help reduce the risks to you, the people you support, and the environment.



[Making Sense of Standard Precautions](#)

Length: 21 Minutes Producer: Bethesda Institute

Workers in many different occupations, including people who work in housekeeping, maintenance, laundry, direct support or anyone in the healthcare field, are at risk of exposure to infections. To minimize the risk of infection, it is important that everyone follow Standard Precautions.

SUPERVISORY/MANAGEMENT

[Blueprints for Safety: Taking Control of Workplace Violence](#)

Length: 18 Minutes Producer: CLMI

Training is an important way to make sure participants understand workplace violence, and how to identify and deal with threats and threatening behavior. Your training will be more effective if you can motivate the participants to educate themselves about workplace violence and how to control it. The DVD and guide focus on threats from within the workplace rather than on external threats such as robberies.



Blueprints for Safety: Workers' Compensation Management

Length: 13 Minutes Producer: CLMI

Created in conjunction with some of the most successful insurance companies and risk managers in the U.S., this program will teach you the very best strategies to bring your injured workers back to work as soon as possible.

Discrimination: Nobody Wins

Length: 13 Minutes Producer: The Training Network

Subtle discrimination and harassment remain common occurrences in the workplace. This program educates employees and managers on the benefits of a discrimination-free workplace.

Fundamentals of Effective Communication

Length: 15 Minutes Producer: Bethesda Institute

Communication is an integral part of our day-to-day lives, but just because we do it all the time does not mean we always do it well. This video defines communication, and explains components and guidelines for effective communication. With a little work everyone can be a good communicator.

Safety and the Supervisor

Length: 20 Minutes Producer: Training Professionals

The supervisor is responsible for safety in the work environment. This program explains a safety program, how the supervisor's actions and enforcement of rules are key factors in an effective program, and legal responsibilities of the supervisor.

